

Teck Trail Operations General Induction Guide

Warning: Allow pop-up or disable pop-up blocker.

Technical Issues/Support Email: teck-support@praxistech.com

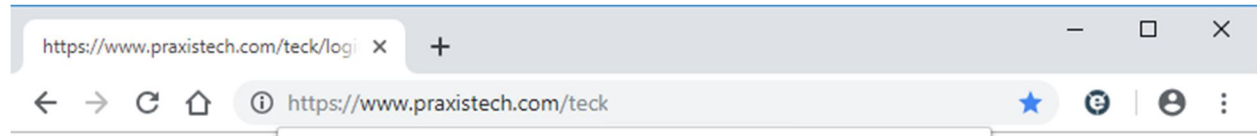
Logon Issues/Support Email: scott.calvin@teck.com or call 250-364-4387

Link to online general induction

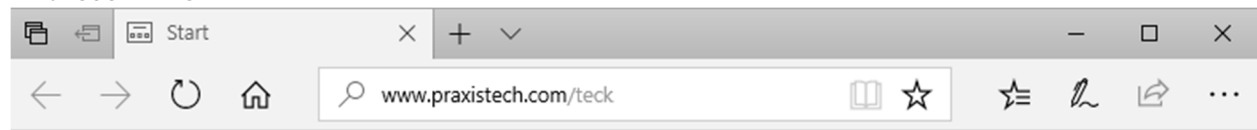
<https://www.praxistech.com/teck>

Type link onto browser address bar as shown on examples below and click on the [Login] button or press keyboard [Enter] key or press (Go) on mobile and communication devices.

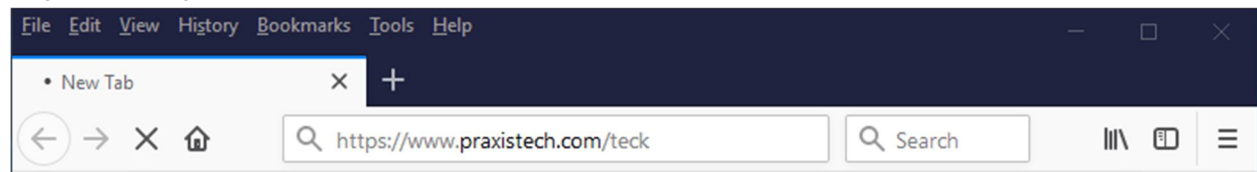
GOOGLE CHROME



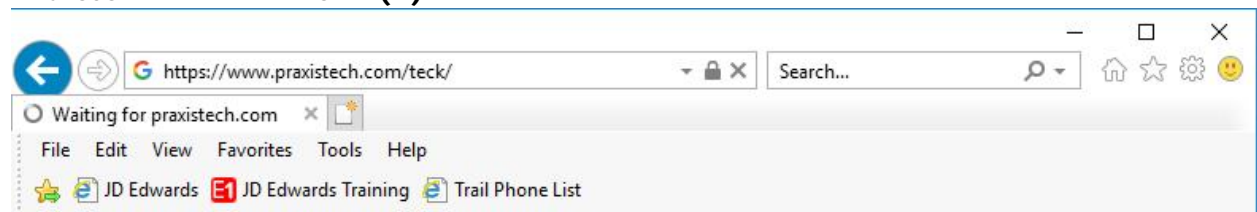
MICROSOFT EDGE



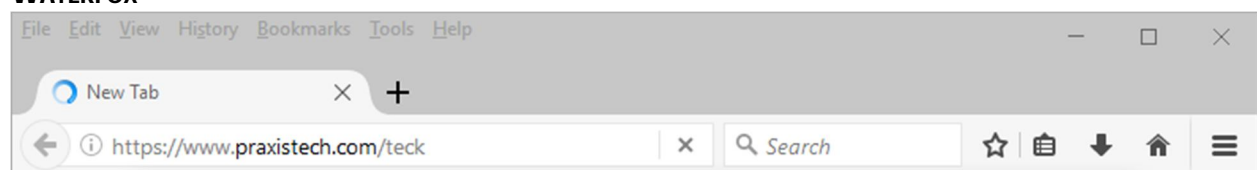
MOZILLA FIREFOX



MICROSOFT INTERNET EXPLORER (IE)



WATERFOX



Trail Operations

Login Page

The screenshot shows the Teck login page. At the top left is the Teck logo. At the top right, it says "You are not logged in. (Login)". Below the logo is a large banner image of a mining site. Underneath the banner, there's a navigation bar with "TECK ► LOGIN TO THE SITE" and a language dropdown set to "English (en)".

The main content area is divided into two columns:

- RETURNING TO THIS WEB SITE?**
Login here using your username and password (Cookies must be enabled in your browser)
This section contains a red-bordered box around the "USERNAME" and "PASSWORD" input fields and the "Login" button. Below this is a "Forgotten your username or password?" section with a "Yes, help me log in" button. A red arrow points from the "Yes, help me log in" button to a callout box: "Reset password for registered user (Yes, help me log in)".
- IS THIS YOUR FIRST TIME HERE?**
You must use a valid e-mail address to register. Once you have registered, a confirmation e-mail will be sent to you.
Please note: If you previously registered but have forgotten your credentials then do not re-register as it is possible that your previous training history will be lost.
This section contains a "Create new account" button. A red arrow points from this button to a callout box: "New user registration (Create new account)".

At the bottom center is a "Home" button. At the bottom right, it says "You are not logged in. (Login)". A red arrow points from the "Registered user login. Enter login info and click on [Login] button." callout box to the "Login" button in the first column.

New and first time users

If this is your very first time and have not registered previously, click on [Create new account] to create your login profile. You will need to enter the **Authorization Key "trail.metals"** and provide a working email address to complete your registration. You will receive your certificates and other communications at the email address you provide.

When logged-in,

- Follow the link to ORIENTATION.
- Click on CBT (normally takes you to another page).
- Click on "click here to launch the activity" if there is no other window pop-up. Note: You need to enable/unblock pop-window.
- Go through the training sections and the complete the quiz.
- Click on the X button to Save & Exit after completing the quiz.

The screenshot shows a menu with two items: "MY COURSES" and "ORIENTATION". A red arrow points from a callout box to the "ORIENTATION" link. The callout box contains the text: "Click the link to get to CBT (Computer Based Training)".

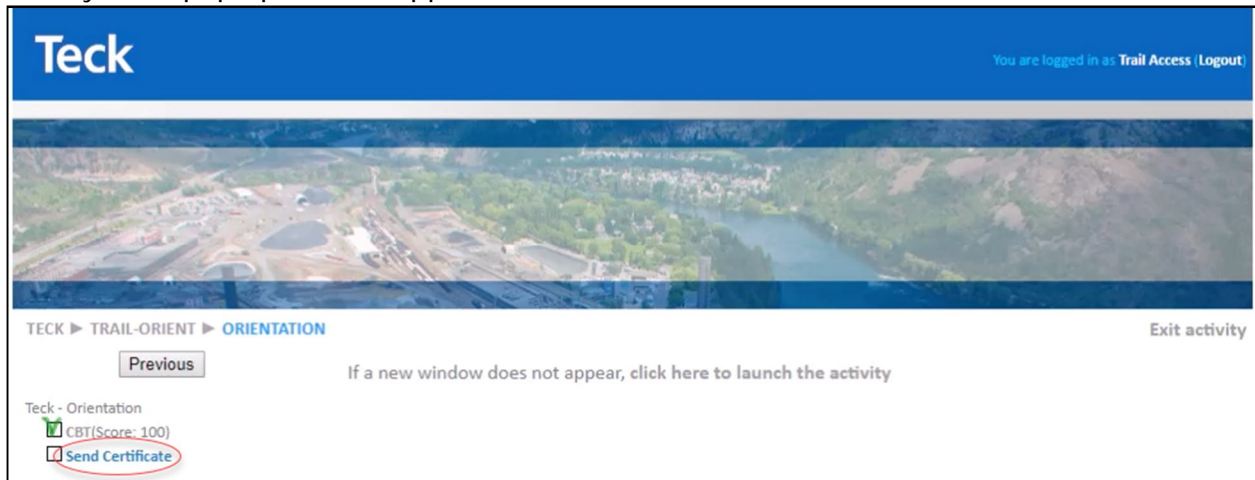
Trail Operations

VERY IMPORTANT

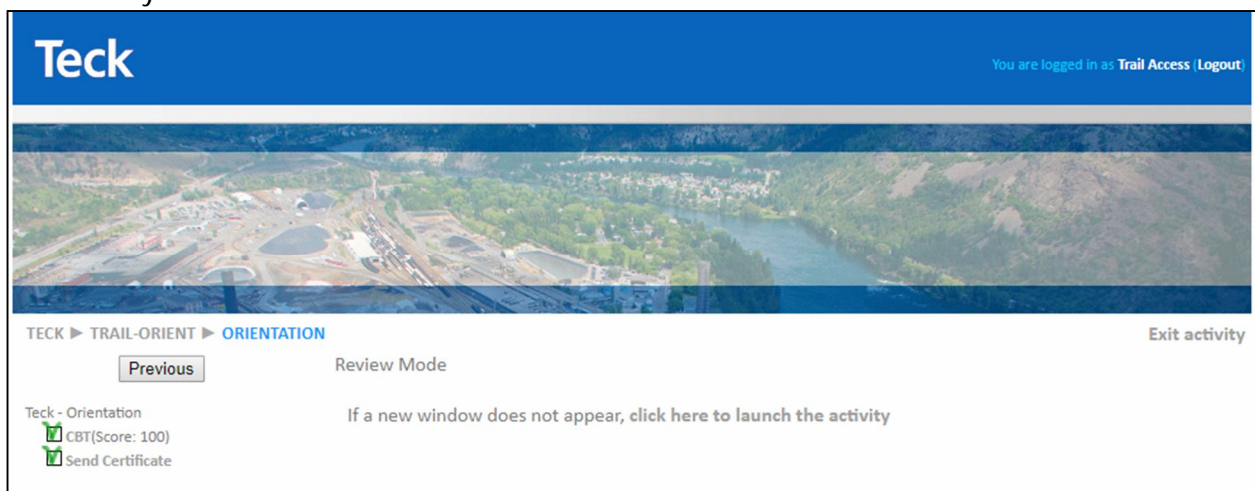
- Click on Send Certificate to send a copy of your certificate.
- Click on “click here to launch the activity” if there is no other window pop-up.
- You will receive a copy of your general induction certificate in PDF format attached to the email you receive.
- Print a copy of your general induction certificate and/or present the PDF copy to the Main Gate attendant in your arrival to Teck Trail Operations.
- Complete the consent forms given to you by the Main Gate attendant and/or Access Admin office representative.

Send Certificate

CBT checkbox will have a green check after watching all the videos and completing the quiz at the end of the video. Click the link (words) “Send Certificate”. Click on “Click here to launch the activity” if no pop-up window appears.



A green check will appear on the “Send Certificate” after sending the general induction successfully.



GENERAL INDUCTION CERTIFICATE OF COMPLETION REQUIREMENTS

Inform the Main Gate attendant that you have completed or renewed Teck Trail Operations general induction online and then present a copy of your general induction certificate of completion on your arrival to the site.

Complete consent forms given to you by the Main Gate attendant.

Access Administration office will create or update your profile when it receives your completed consent forms with required information.

CERTIFICATE OF COMPLETION

An example of acceptable general induction certificate of completion is shown on Figure 1.

The certificate must have the following information:

1. Dated within 12-months.
2. Your name matching the names in your government issued identification.

Access Administration office can only accept certificate of completion as proof of having completed or renewed your Teck Trail Operations general induction (FIGURE 1).

PROBLEM OBTAINING YOUR CERTIFICATE

Email Praxistech for support:
[**teck-support@praxistech.com**](mailto:teck-support@praxistech.com)

NOTICE

Access Administration office or Main Gate does not give any technical support to any online general induction issues.

The office does not have Praxistech support phone number.

You can ask Praxistech to give you a call when you ask for support by email.

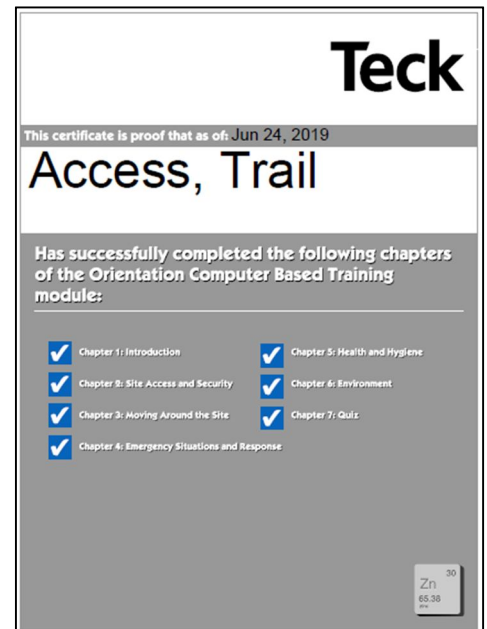


Figure 1: Certificate of Completion